

# PROFIT & LOSS ACCOUNT

For the year ended 31st December, 2009



PARTICULARS	31st DEC 2009		31st DEC 2008	
	Nu.	ch.	Nu.	ch.
Interest on loans	1,148,000,240.30		917,720,132.01	
Interest on bills & cheques	2,543,634.08		3,650,677.40	
Interest on deposits with other banks	5,203,826.18		12,546,545.58	
Interest on RGOB & RMA bills and CRR	49,222,875.01		52,523,352.73	
<b>Interest Income</b>	<b>1,204,970,575.57</b>		<b>986,440,707.72</b>	
Interest on savings deposits	45,320,975.39		37,770,087.22	
Interest on fixed deposits(including FTU)	588,937,599.99		329,001,649.83	
Interest on recurring deposits	0.00		0.00	
Interest on miscellaneous accomodations	644,526.15		670,809.37	
<b>Interest Expenses</b>	<b>634,903,101.53</b>		<b>367,442,546.42</b>	
<b>Interest Differential</b>	<b>570,067,474.04</b>		<b>618,998,161.30</b>	
Exchange, commissions, & recoveries	87,423,918.94		63,287,375.87	
Dividends (Gross)	3,449,300.00		3,002,800.00	
Forex gains	(19,510,417.81)		84,506,707.92	
Fees Income	14,677,977.47		12,156,980.87	
Rents & other receipts	108,132.74		157,958.14	
Other Income	86,148,911.34		163,111,822.80	
<b>Gross Operating Income</b>	<b>656,216,385.38</b>		<b>782,109,984.10</b>	
Employment costs	133,547,018.06		119,567,732.31	
Establishment overheads	22,188,701.19		19,270,045.72	
Communication costs	10,141,212.78		9,879,717.27	
Travelling expenses	8,288,876.70		6,528,548.00	
Vehicles expenses	886,787.13		732,613.01	
Computer running & maintenances	7,137,133.67		5,484,192.61	
Advertisements & publicity	3,369,872.02		4,169,169.45	
Entertainments	1,360,457.80		1,427,957.60	
Gifts	21,747.00		15,200.00	
Donations	500,000.00		281,000.00	
HRD costs	8,121,458.42		21,022,285.53	
Audit fees	200,000.00		200,000.00	
Legal/Regulatory expenses & Professional fees	16,696,322.81		533,344.00	
Board meetings expenses	2,506,350.75		1,569,782.00	
Board Developmental Cost	1,945,682.74		0.00	



Annual Report '09

# PROFIT & LOSS ACCOUNT

For the year ended 31st December, 2009

Other banks charges, fees etc	2,256,594.89	5,848,590.82
Stores	1,277,143.50	887,518.50
Miscellaneous expenses	2,572,681.85	2,088,263.28
Depreciation	18,971,340.56	17,720,539.41
Operating Expenses	241,989,381.87	217,226,499.51
<b>Net Operating Income (carried forward)</b>	<b>414,227,003.51</b>	<b>564,883,484.59</b>
Net Operating Income		
<b>Net Operating Income (brought forward)</b>	<b>414,227,003.51</b>	<b>564,883,484.59</b>
Write-offs & losses	0.00	886,347.33
Charge for / (write-back of) provisions (net)	36,724,668.87	112,848,840.56
<b>Profit Before Tax</b>	<b>377,502,334.64</b>	<b>451,148,296.70</b>
Provision for taxation	111,233,092.10	138,270,011.24
Tax paid for earlier period	0.00	2,528,689.44
<b>Profit After Tax</b>	<b>266,269,242.54</b>	<b>310,349,596.02</b>
<b>Balance in Profit &amp; Loss Account (brought forward)</b>	<b>142,157,131.24</b>	<b>108,361,578.53</b>
<b>Profit Available for Appropriation</b>	<b>408,426,373.78</b>	<b>418,711,174.55</b>
Proposed Dividend	101,322,487.50	101,322,487.50
Transfer to/(from) Foreign Exchange Fluctuation Reserve	-19,510,417.81	21,126,677.00
Transfer To General Reserve	79,880,772.76	93,104,878.81
Building Reserve	50,000,000.00	50,000,000.00
Digitization Reserve	0.00	10,000,000.00
Contingency Reserve	1,000,000.00	1,000,000.00
<b>Balance in Profit &amp; Loss Account (carried forward)</b>	<b>195,733,531.33</b>	<b>142,157,131.24</b>


## SIGNIFICANT ACCOUNTING POLICIES &

## NOTES ON ACCOUNTS (Schedule 11 and 12)

This is the Profit &amp; Loss Account referred to in our report of even date

for K.C.Bhattacharjee &amp; Paul

Chartered Accountants

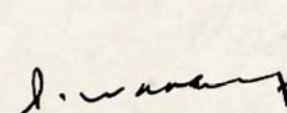
  
 G.N. Chattopadhyay

Partner


M. No. 053272

Date : 15/04/2010

Place: Kolkata

CHAIRPERSON



CHIEF EXECUTIVE OFFICER